

# **PROSPECTIVE TASK II**

Worksheet



**RETTORE**  
REMEMBER TO REMEMBER



Co-funded by  
the European Union

# ASSIGNMENT OF PROSPECTIVE TASK II

## SCHOOL – LIBRARY – WORKOUT PLAYGROUND

### Note for the administrator

Administrator has the **Prospective Task II. assignment** ready (the child sheet, the Map, the game piece, and the worksheets School, Library, and Workout playground).

- The administrator presents the child with the **Assignment of Prospective Task II** (child sheet).
- The child reads the assignment and the administrator checks whether the child understands it.
- The administrator assigns various background tasks to the child (using the Training of Executive functions worksheets).
- Then the client begins doing one of the tasks assigned by the administrator from the Training of Executive functions worksheets.
- The administrator shows the symbol of a **red square** - the call to do **task 1 School. The child places the images in the same order as described in the task.**
- (The child places the game piece on a designated place on the map and selects the correct image from the worksheet **School**.)
- The child returns to the tasks in the background (the Training of Executive functions worksheets).
- At any point, the administrator asks the child to begin doing **task 2 Library in five minutes.**
- (The child places the game piece on a designated place on the map and selects the correct image from the worksheet **Library**.)
- The child returns to the tasks in the background (the Training of Executive functions worksheets).
- The administrator shows the **sun** to the client - the call to do **task 3 Workout playground.**
- (The child places the game piece on a designated place on the map and selects the correct image from the worksheet **Workout playground**.)
- The child returns to the tasks in the background (the Training of Executive functions worksheets).

### Note:

In the case of an event-based cue, the child begins to do the task after being presented with the image by the administrator.

In the case of a time-based task, the child observes the time and begins doing the task at the time specified in the assignment.

# ASSIGNMENT OF PROSPECTIVE TASK II

## SCHOOL – LIBRARY – WORKOUT PLAYGROUND

### Assignment for the child:

Today is going to be a hard day. You have missed several days at school and it is time to take the tests and exams you have missed. First thing in the morning, you have to go to the teachers' office where you will take an English test and then a test in Geography. Later, you will need to ask your schoolmates to explain some math to you. **You will begin doing these tasks once the red square appears.**

You also have some tasks after school. You hurry to the city library to borrow two books for your mom: Christmas recipes and a book about gardening. For yourself, you want to borrow Harry Potter and the Goblet of Fire. **You begin doing this task once the administrator tells you to.**

It has been a hard day so you deserve a bit of physical rest. You and your friends agreed to go to a workout playground where you want to workout together. Your plan is to do chinups on a bar and play volleyball. **You begin the task once the Sun appears.**

**PROSPECTIVE TASK II**  
TASKS

# Worksheet 2

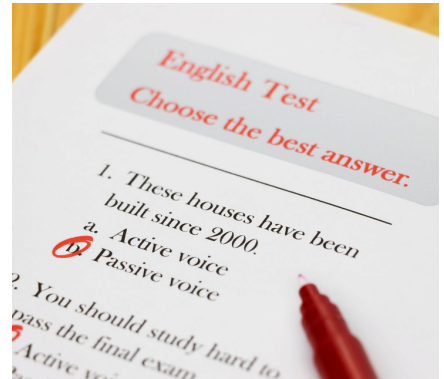
## SCHOOL




Math test



Geography test



English test



ICT HW




Math HW



Biology test



Chemistry HW



Physics test






Music education HW





# Worksheet 2

## LIBRARY



# Worksheet 2

## WORKOUT PLAYGROUND



# Map





Funded by the European Union.

Views and opinions expressed are however those of the author(s) only  
and do not necessarily reflect those of the European Union  
or the European Education and Culture Executive Agency (EACEA).  
Neither the European Union nor EACEA can be held responsible for them.



**RETTORE**  
REMEMBER TO REMEMBER



Co-funded by  
the European Union